

TripleWin Advisory | FY2023 Carbon Inventory Overview

36

Scope 1 2023 Emissions (mt CO2e)
2.87

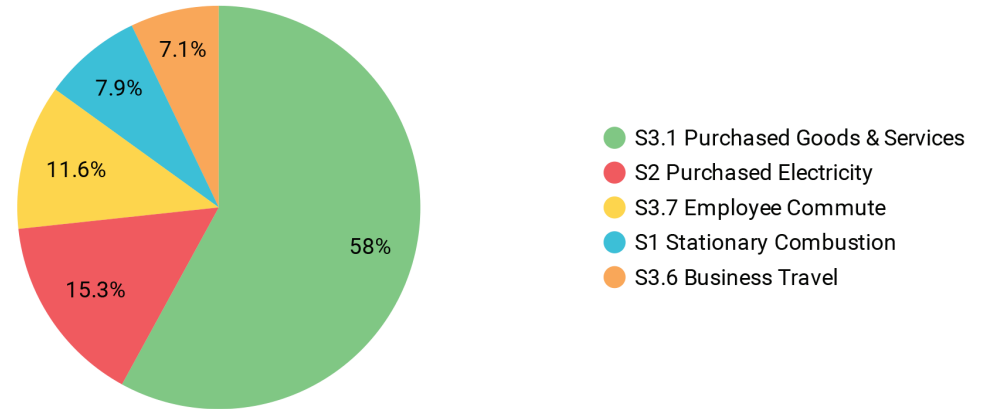
Scope 2 2023 Emissions (mt CO2e)
5.54

Scope 3 2023 Emissions (mt CO2e)
27.72

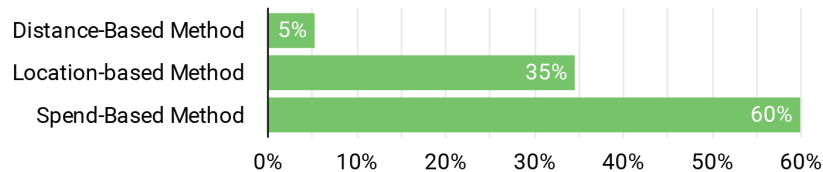
Emissions by Scope (GHG Protocol)

Scope ^	mt CO2e	% Total
Scope 1	2.87	7.9%
Scope 2	5.54	15.3%
Scope 3	27.72	76.7%
Grand total	36.13	100.0%

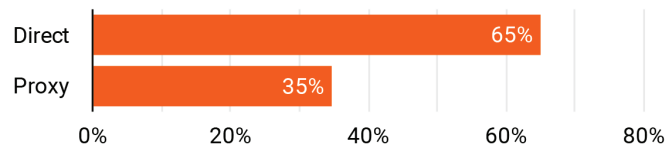
Emissions by Scope Category



% of Emissions by Calculation Method



% of Calculations from Direct vs Proxy Data



Emissions by Category - Scope 3

Scope Category ^	mt CO2e	% Total
S3.1 Purchased Goods & Services	21	75.5%
S3.6 Business Travel	3	9.3%
S3.7 Employee Commute	4	15.2%
Grand total	28	100.0%